

**MODEL**
**SDFT12GTLC**
**CODE**
**CR0957029**

## THE GAS FRY TOP WITH SMOOTH CHROME PLATE

### ROYAL LINE

- The Royal line of Baron is conceived according to the strictest international norms for safety, hygiene and reliability.
- The use of stainless steel of the highest grade and gauges is extensive.
- High performance, long life and ergonomic usage are the keys of this line.



### Technical / functional characteristics

- AISI 304 construction
- 3 independent heating zones
- Easy maintenance
- Cooking surface: 1110x540 mm
- Cooking plate thickness: 15 mm

DIMENSIONS	
Width (mm)	1200
Depth (mm)	920
Height (mm)	280
Gas connection (Ø)	1/2"
Electric connection (V/~ /Hz)	
Cold water connection (Ø)	
Hot water connection (Ø)	

Cold soft water connection (Ø)	
Drain (Ø)	
Gas power (Mj/hr)	117
Electric power (kW)	
Plate dimensions (mm)	1110 x 540
Tank capacity (L)	
Tank dimensions (mm)	
Internal oven dimensions (mm)	

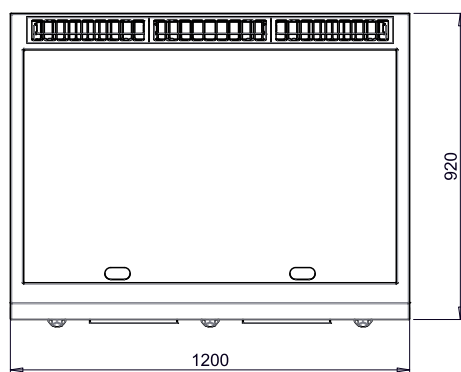

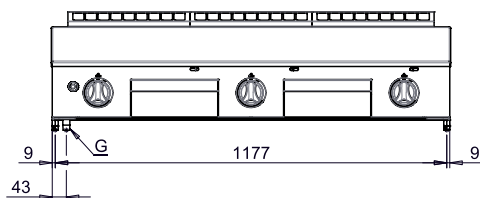
MODEL

SDFT12GTLC

CODE

CR0957029

SDFT12G..



## LEGEND

G Gas connection

Dimensions in mm