



M O D U L I N E

food service

HOLDING SYSTEMS

MS 192 E

Static holding trolley



CONSTRUCTION FEATURES

- Tightness chamber with radius corners
- Plastic bumpers
- Total thermic insulation with rock or glass wool
- Long lasting front and door seals made up of food grade of high heat resistance
- Four doors to reduce mostly the drop in temperature at opening
- Removable side racks to facilitate cleaning
- Static heating provided by low consumption wise heating element that covers up all the chamber
- Snap-shut doors
- Mounted on six 150 mm diameter castors, four of which with brake
- Ergonomic handles for pushing and guiding
- Easy access to facilitate maintenance and repair

FUNCTIONAL FEATURES


- Electronic control of the temperature
- Operating temperature $30^{\circ} \pm 120^{\circ}\text{C}$
- Two adjustable humidity vents on the door
- Chamber with safety thermostat

STANDARD SUPPLY

- Two shelves with grid GN2/1 each door

OPTIONS & ACCESSORIES

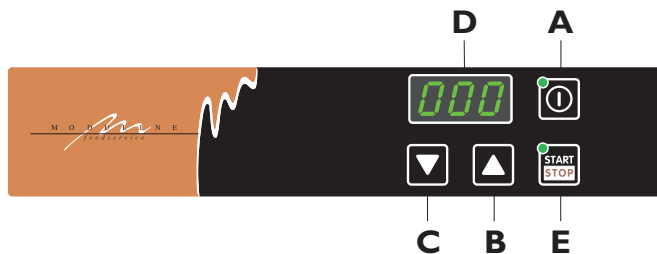
- Stainless steel plate baskets
- Additional shelves with grid GN2/1
- Guides for gastronorm containers



M O D U L I N E

food service

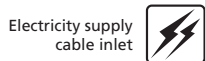
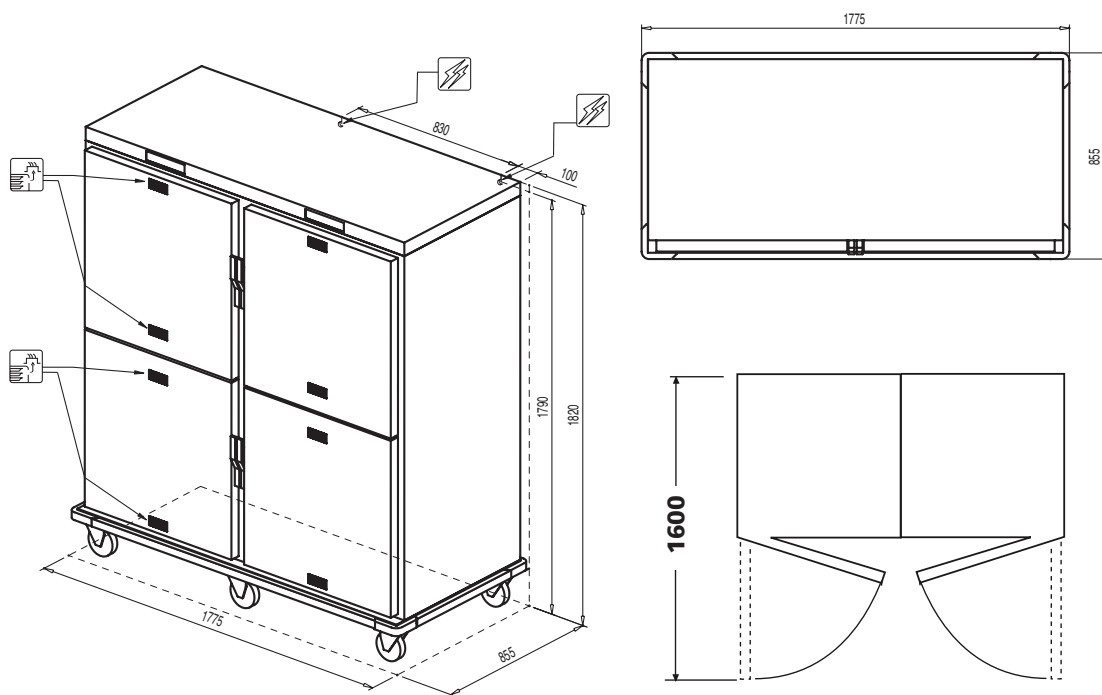
HOLDING SYSTEMS



Electronic control

- A ON/OFF switch
- B Temperature increase key
- C Temperature decrease key
- D Display
- E START/STOP key

TECHNICAL INSTALLATION DIAGRAM



Electricity supply cable inlet



Adjustable vent for release of excess humidity

Model	Overall dimensions (W x D x H) - mm	Trays capacity	Plates capacity ø260	Plates capacity ø320	Power kW	Power supply
MS 192 E	1775 x 855 x 1820 h	32 x GN 2/1 64 x GN 1/1	192	128	3	AC 230 V / 50 Hz