

## MS 096 E

### Static holding trolley



#### CONSTRUCTION FEATURES

- Tightness chamber with radius corners
- Plastic bumpers
- Total thermic insulation with rock or glass wool
- Long lasting front and door seals made up of food grade of high heat resistance
- Double door to reduce mostly the drop in temperature at opening
- Removable side racks to facilitate cleaning
- Static heating provided by low consumption wise heating element that covers up all the chamber
- Snap-shut doors
- Mounted on four 150 mm diameter castors, two of which with brake
- Ergonomic handles for pushing and guiding
- Easy access to facilitate maintenance and repair

#### FUNCTIONAL FEATURES


- Electronic control of the temperature
- Operating temperature  $30^{\circ}\pm 120^{\circ}\text{C}$
- Two adjustable humidity vents on the door
- Chamber with safety thermostat

#### STANDARD SUPPLY

- Two shelves with grid GN2/1 each door

#### OPTIONS & ACCESSORIES

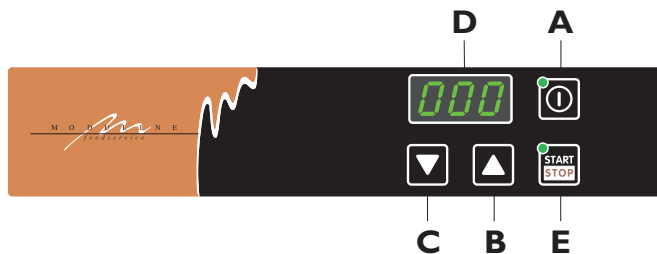
- Stainless steel plate baskets
- Additional shelves with grid GN2/1
- Guides for gastronorm containers



# M O D U L I N E

*food service*

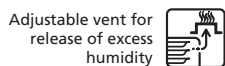
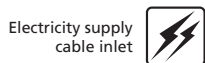
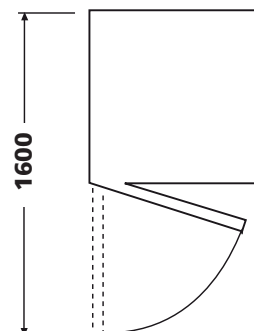
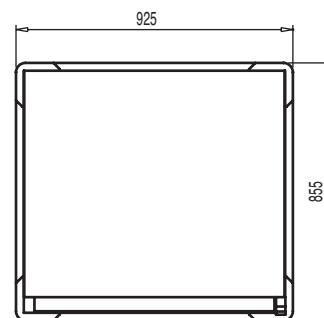
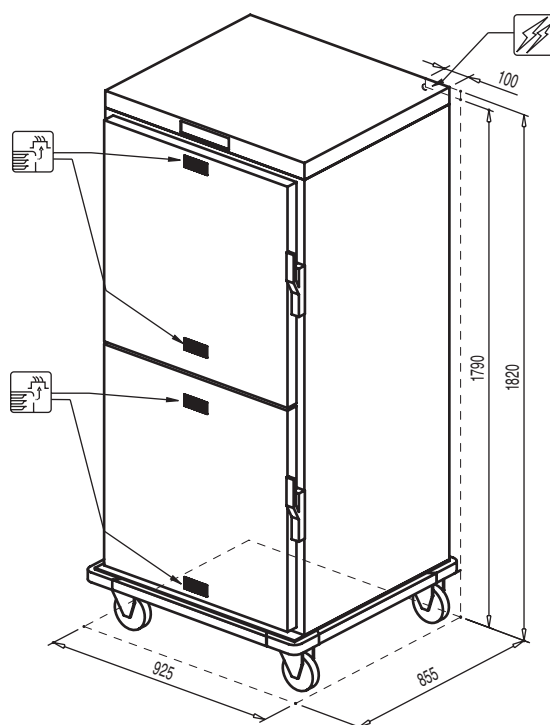
## HOLDING SYSTEMS



Electronic control

- A ON/OFF switch
- B Temperature increase key
- C Temperature decrease key
- D Display
- E START/STOP key

### TECHNICAL INSTALLATION DIAGRAM



Model	Overall dimensions (W x D x H) - mm	Trays capacity	Plates capacity ø260	Plates capacity ø320	Power kW	Power supply
<b>MS 096 E</b>	925 x 855 x 1820 h	16 x GN 2/1 32 x GN 1/1	96	64	1,5	AC 230 V / 50 Hz