


# M O D U L I N E

*food service*

## REGENERATING AND HOLDING SYSTEMS



## FR 061 E

Refrigerated and regeneration trolley (combined)

### CONSTRUCTION FEATURES

- Tightness chamber with radiused corners
- Plastic bumpers
- Total thermic insulation with rock or glass wool
- Long lasting front seals made up of food grade of high heat resistance
- Removable side racks to facilitate cleaning
- Internal drain for easy cleaning
- Ventilated heating provided by high efficiency protected heating elements
- Ventilated cooling provided by stainless steel evaporator
- Ecological compressor unit (R404A)
- Snap-shut door
- Mounted on four 125mm diameter castors, two of which with brake
- Ergonomic handles for pushing and guiding
- Easy access to facilitate maintenance and repair

### FUNCTIONAL FEATURES

- Electronic control panel of temperature, time and humidity with LCD touch-screen
- Simplified, user-friendly controls
- Operating temperature 0°C ÷ 160°C
- Manual humidity vent
- Combined cavity periodic reversal of direction of rotation of the fans for better cold/hot air distribution
- Concealed water storage tank
- End-of-cycle buzzer
- Chamber with safety thermostat
- Delayed start timer

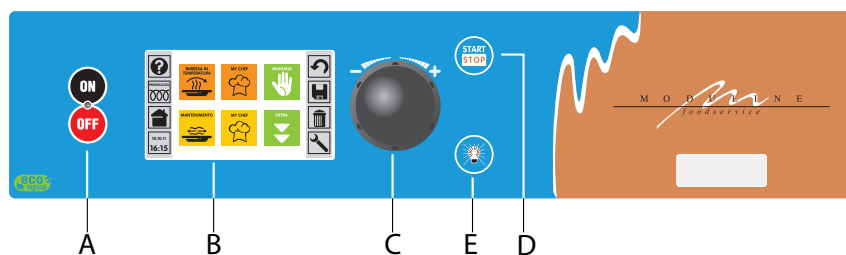
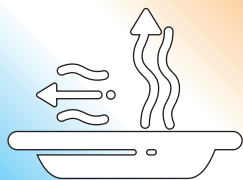
### STANDARD SUPPLY

- Removable GN1/1 or 600x400 tray racks

### OPTIONS & ACCESSORIES

- Core probe with the possibility to register 30 different temperatures and save them in the HACCP report (available only with USB port device)
- Automatic humidity vent (Climachef)
- Stainless steel plate baskets
- USB port saving device HACCP

Model	Overall dimensions (W x D x H) - mm	Trays capacity	Plates capacity Plates ø 230-260	Power kW	Power supply
<b>FR 061 E</b>	880 x 785 x 1300 h	6 x GN1/1 or 600x400	12	4	3N AC 400V 50 Hz



### Electronic control and programmer

- A ON/OFF switch
- B Display
- C Setting knob and select "ENTER"
- D Push-button "START/STOP"
- E Push-button cooking chamber lighting

Model	Rated voltage [Vac]	Total input [kW]	Amps. [A]	Connecting wire min. section (type H07 RN-F) [mm <sup>2</sup> ]
<b>FR 061 E</b>	3N - 400	4	5,8	5 x 1,5

### TECHNICAL INSTALLATION DIAGRAM

#### FR 061 E

- Electricity supply cable inlet
- Adjustable vent for release of excess humidity
- Chamber drain

