

SERIE 700

Code CR0982309

Model 7PCF/GE8023



4 BURNER GAS RANGE ON ELECTRIC OVEN WITH ELECTRIC IGNITION TO GAS BURNERS

General Characteristics

The 700 BARON line is made in compliance with strict European Standards in terms of safety, hygiene, reliability and respect for the environmental and is certified under international standards such as CE, GOST, AGA and others. Stainless steel with scotch-brite finish heightens the aesthetic appeal, and the technological and ergonomic innovation of this equipment. Thanks to great compositional flexibility, cook tops can be matched with oven bases and accessorised with hygienic finishes. Customised line-ups are possible by combining and fixing the equipment back to back, flushed sideways with perfectly sealed connections, or by creating "bridge" structures, offering top solutions to any chef.

Basic range features:

- 2" height adjustable stainless steel feet.
- removable control panel for access, moulded and shaped to avoid withholding dirt.
- recessed, tilted and ergonomic knobs.



GAS RANGE

Ranges are essential in every kitchen. BARON ranges are available in a number of combinations: top version; on open or closed base, on ovens. The cooktop is moulded in a single-piece, sealing the burners and so preventing food to get in the technical area. A special version of cook top with waterbath option, equipped with drain, giving an exceptional hygiene and cleaning possibility is also available.

Technical/Functional Characteristics

- Fully moulded top, obtained from a large stainless steel plate.
- long prongs enamelled cast iron grilles to easily move pots between one burner and another; Stainless steel rod grilles are available.
- High power cast iron burners (3.5- 5.7- 7 kW).
- burners piezo-electric ignition available as optional.
- Stainless steel removable two-burner basin accessory.

Electric Oven

- Thermally insulated stainless steel cooking area (57.2x58x30 cm), equipped with 3 antitipping guides for 2/1 Gastronorm containers.
- Perfectly insulated stainless steel door and inner door, fitted on heavy-duty self-balanced hinges.
- Full length thermally insulated ergonomic handle.
- Independently adjustable stainless steel heating elements on the top and below the cooking area base plate.
- Thermostatic control of range temperature from 100°C to 300°C.
- "Powered appliance" indicator light.
- "Set temperature reached" indicating light.

Technical Data

Dimensions	
Width (mm)	800
Depth (mm)	700
Height (mm)	870
Gas connection (Ø)	-
Electric connection (V/~/HZ)	400V/3PHASE
Cold water connection (Ø)	-
Hot water connection (Ø)	-

Cold soft water connection (Ø)	-
Drain (Ø)	-
Gas power (Mj/h)	88
Electric power (kW)	6
Electric power (AMPS)	8.3 (per phase)
Tank capacity (Lt)	-
TANK DIMENSIONS	-
Internal ovens dimension(mm)	-

SERIE 700

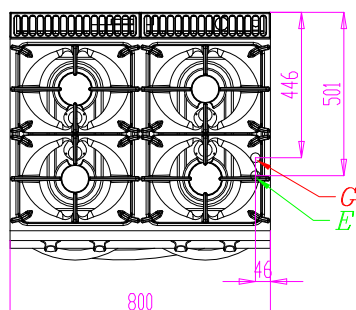
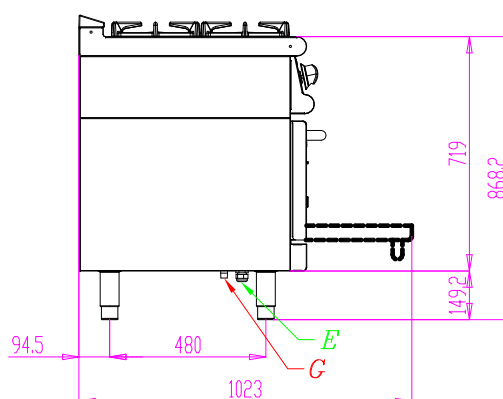
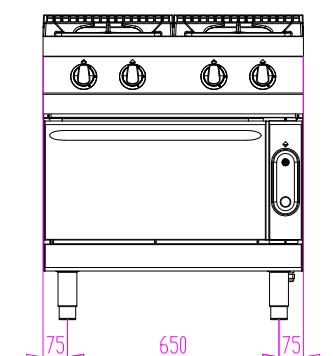
Code CR0982309

Model 7PCF/GE8023



4 BURNER GAS RANGE ON ELECTRIC OVEN WITH ELECTRIC IGNITION TO GAS BURNERS

Code	Description
8031900360	FINISHING END PIECE FOR 700 LINE
97432000	KIT 4 SWIVELLING CASTOR (2 WITH BRAKE)
8031900440	FIXED SIDE TOP - RIGHT - 700 SERIE
97433000	KIT 6 SWIVELLING CASTOR (3 WITH BRAKE)
8031900450	FIXED SIDE TOP - LEFT - 700 SERIE
ACC4F	ELECTRICAL LIGHTING 4 BURNERS
8031920010	CHROMED-WIRED GRID FOR 700 SERIE OVEN
8031900191	SIDE SUPPORTING TIP TOP - RIGHT - 700 SERIE
8031920110	PLATESHELF W=800
8031900201	SIDE SUPPORTING TIP TOP - LEFT - 700 SERIE
8031920500	FLOOR CONNECTION GAS PIPE
8031900320	RIGHT SIDE FINISHING END PIECE FOR 700 LINE
826190250	REMOVABLE HOTPLATE COVER FOR 700 SERIE
8031900330	LEFT SIDE FINISHING END PIECE FOR 700 LINE
826330160	S/S DOUBLE BURNER GRID



G	GAS CONNECTION
E	ELECTRIC CONNECTION
CW	COLD WATER CONNECTION
HW	HOT WATER CONNECTION
SW	SOFT COLD WATER CONNECTION
D	DRAIN