

Self Contained Ice Machine up to 68 kg



Proximity condenser air filter



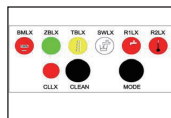
Front ON-OFF Switch
Fault Maintenance Alarm



Hygienic scoop holder
Easy bin access



It is 770mm in height
with legs

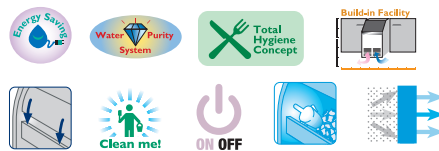


Advanced PC board with
One touch cleaning and
indicator lights

Features

- Produces full cubes or half cubes.
- Up to 68kg (150lbs) daily ice cubes production.
- Up to 20kg (44 lbs) ice storage capacity.
- Resistant stainless steel exterior.
- Front panel in & out airflow (air-cooled model only) for built-in installation.
- It is suitable for under-counter installation with 770mm in height.
- High grade appearance.
- Easily accessible front panel mount ON-OFF Switch.
- Ergonomically designed ice-storage access, with disappearing door.
- Routine Maintenance visible alarm light on front panel.
- It is easy for water system cleaning with One Touch cleaning button. (The SCOTSMAN cleaner is sold separately)
- Front access condenser air filter, removable and washable. (air cooled model only)
- CFC- free R-404a refrigerant.

NU 150 Technologies



Model	Temperature Range +C° -C°	24h Production		Storage capacity		Dimensions [WxDxH mm] 610x600x770(With legs)
		[kg] [lbs]	[kg] [lbs]	[kg] [lbs]	[WxDxH inches] 24" x 23" x 30"	
NU 150 M	Air cooled	68 150	48 106	20 44		
NU 150 H	Air cooled	68 150	48 106	20 44		

• The M in the end of model means MEDIUM CUBE and the H means HALF CUBE.

[v/Hz/ph] 220/50/1 R 404a

MEDIUM CUBE
10g



22×22×22mm

HALF CUBE
6g

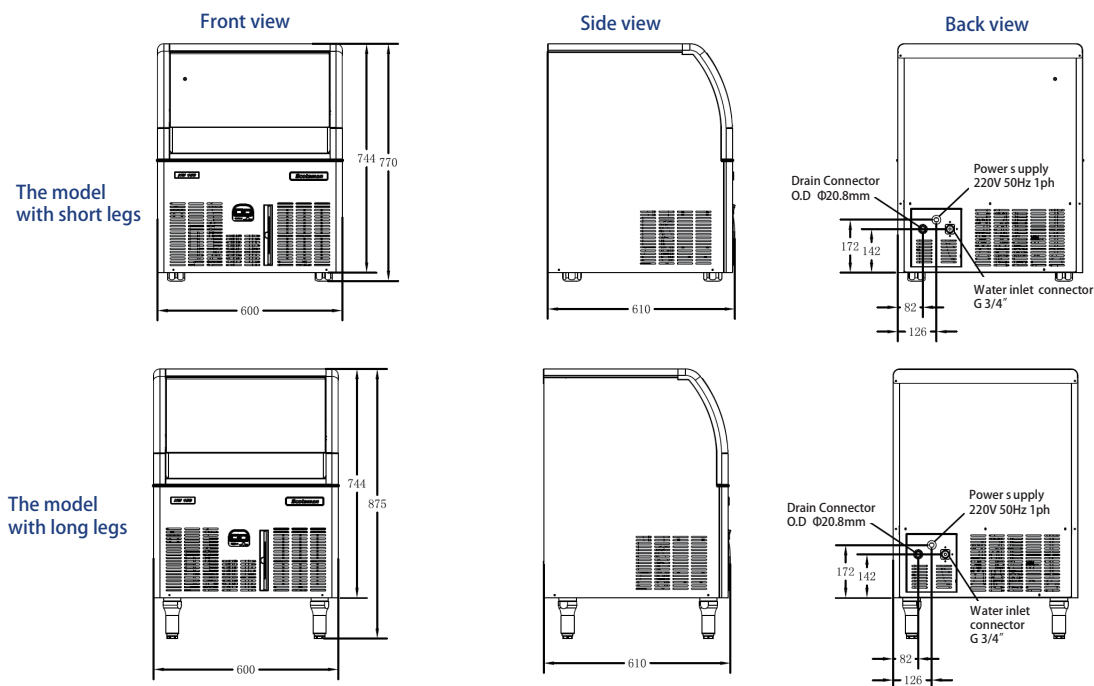


13×26,5×26 mm

This product qualifies for the following listings:



Self Contained Ice Machine up to 68 kg



NU 150 Air cooled

Capacity (Air temperature/ inlet water temperature):

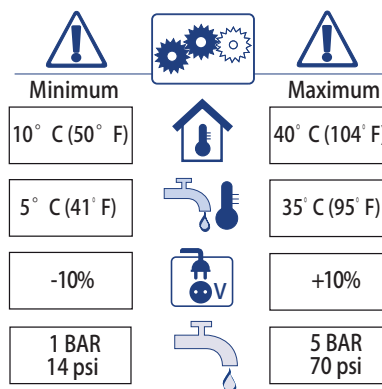
10°C / 10°C → 85kg (187 lbs)/24h

21°C / 10°C → 68kg (150 lbs)/24h

32°C / 21°C → 48kg (106 lbs)/24h

38°C / 21°C → 44kg (97 lbs)/24h

38°C / 32°C → 42kg (92 lbs)/24h



Model	Compressor	Capacity [Btu/h] [W]	Ice Output [Ømm ²] [W]	FUSE	Power Consumption [kWh] - 100 lbs	Water Consumption [L] - 100 lbs	Weight [kg] [lbs]	Dimensions [kg] [lbs]
NU 150 F		3380 990	1,5 500	10A	8.5	75	50 111	60 133
NU 150H		3380 990	1,5 500	10A	8.5	75	50 111	60 133

IMPORTANT NOTICE:
Models and specifications are subject to change without notice.
This spec sheet is meant for commercial purpose only.
For technical documentation please refer to our service manuals.

www.scotsman-ice.it
www.scotsman-china.com