

SERIES

# CHERRY



**BRIGHT CUBE**

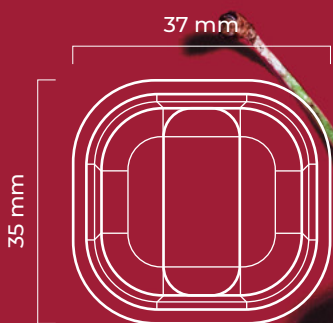

HO.RE.CA.

ICEMAKERS - SERIES

# CHERRY

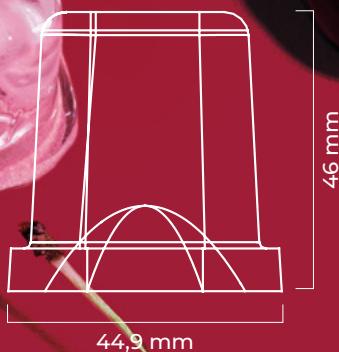
## BRIGHT

Specific weight 20 g



## LARGE BRIGHT

Specific weight 40 g



Ice cube shape must be confirmed at the order.

Large bright shape is available for models  
C38 - C46 - C70 - C90

# CHERRY



## TRANSPARENCY

A full and structured ice cube, with rounded surface for a prolonged beverage cooling.

Its particular transparency is highly appreciated in any context of use.


Compact and transparent, this ice is extremely elegant and efficient for various exigencies:

ice buckets, cocktails, aperitifs and whisky on the rocks.

The Cherry series electronical management system allows complete access to all functions and service setting of the machine, by a simple touch on the capacitive control panel.

ICEMAKERS - SERIES

# CHERRY



Cherry series icemakers grant a high production capacity, despite their compact dimensions.

A very essential design, for an easier placement in every single context.

- LARGE INCORPORATED STORAGE BIN CAPACITY
- STAINLESS STEEL BODY
- EASY-ACCESS FOR INTERNAL CLEANING AND MAINTENANCE
- SUPPLY CABLE WITH SCHUKO PLUG
- CAPACITIVE TOUCH CONTROL FOR STAND-BY AND RESET



ICEMAKERS - SERIES

# CHERRY



Fully electronic range of full-cube icemakers, in accordance with the strictest anti-pollution norms adopting R290 natural gas.

Energy saving up to 25% compared with old models.

- FRONTAL VENTILATION (EXCEPT FOR C28/C28F)
- USB ACCESS WITH PARAMETERS MEMORY

- AUTOMATIC WASHING
- EVAPORATOR ELECTRONIC SENSOR
- STORAGE BIN ELECTRONIC SENSOR

**Cherry -F range, fully electronic, is available in R 134 gas.**

CHERRY

**C 28**   
**C 28 F**



**Dimensions (LXPXH):**

340 x 480 x 600 mm

**Ice kg/24h:**

28 (A) | 27 (W) 

23 (A) | 21 (W)

**Bin capacity:** 6,5 kg

CHERRY

**C 28+**   
**C 28+ F**



**Dimensions (LXPXH):**

400 x 480 x 600 mm

**Ice kg/24h:**

28 (A) | 28 (W) 

25 (A) | 23 (W)

**Bin capacity:** 7 kg

CHERRY

**C 38**   
**C 38 F**



**Dimensions (LXPXH):**

400 x 540 x 690 mm

**Ice kg/24h:**

38 (A) | 36 (W) 

36 (A) | 36 (W)

**Bin capacity:** 11,5 kg



CHERRY

**C 46**   
**C 46 F**



**Dimensions (LXPXH):**

500 x 540 x 690 mm

**Ice kg/24h:**

46 (A) | 41 (W) 

41 (A) | 43 (W)

**Bin capacity:** 15 kg

CHERRY

**C 54**   
**C 54 F**



**Dimensions (LXPXH):**

500 x 580 x 800 mm

**Ice kg/24h:**

54 (A) | 54 (W) 

52 (A) | 54 (W)

**Bin capacity:** 22 kg

CHERRY

**C 70**   
**C 70 F**



**Dimensions (LXPXH):**

700 x 580 x 995 mm

**Ice kg/24h:**

70 (A) | 75 (W) 

72 (A) | 70 (W)

**Bin capacity:** 42 kg

CHERRY

**C 90**   
**C 90 F**



**Dimensions (LXPXH):**

700 x 580 x 995 mm

**Ice kg/24h:**

86 (A) | 88 (W) 

89 (A) | 89 (W)

**Bin capacity:** 42 kg

# ACCESSORIES & OPTIONAL

SERIES

CHERRY



## Rainbow Technology

Nano-technological  
patented treatment that  
strengthens and protects  
evaporators from aggressive  
agents and scaling.



## Ozone Sanitization

For a safe and deep  
sanitization of your  
icemaker.  
Programmable cycle.





## Legs Kit

For adapting the ideal machine height, in the installation context.



## Cleaning Kit

Cleaning kit including a plastic container for the correct dosage of citric acid and a citric acid package of 1 kg. Useful for carrying out an efficient cleaning cycle.



## Drain-pump Kit

External drain pump kit, compatible with all icemakers of the range.



## Impurities filter Kit

Special external filter to avoid impurities accumulation inside the icemaker.

WORKING WITH AUSTRALIA'S FINEST DEALERSHIPS AND  
DESIGNERS AND OFFERING THE BEST EQUIPMENT TO SUIT  
YOUR NEEDS, WE ARE AUSTRALIA'S CHOICE FOR INNOVATIVE  
FOOD SERVICE EQUIPMENT SOLUTIONS

## CUSTOMER SERVICE

---

Free Call: 1800 222 460 (\*Nation wide\*)  
Phone: (02) 9684 5666  
Email: [info@scotsice.com.au](mailto:info@scotsice.com.au)

## SALES

---

### **National Accounts**

Phone: 0477 071 716

### **New South Wales Sales (NORTH)**

Phone: 0411 089 140

Email: [nsw.sales@scotsice.com.au](mailto:nsw.sales@scotsice.com.au)

### **New South Wales Sales (SOUTH)**

Phone: 0414 817 619

Email: [nswsales@scotsice.com.au](mailto:nswsales@scotsice.com.au)

## SERVICE & SPARE PARTS

---

Free Call: 1800 222 460 (\*Nation wide\*)  
Phone: (02) 9684 5666  
Email: [service@scotsice.com.au](mailto:service@scotsice.com.au)

**SCOTS ICE AUSTRALIA**  
foodservice equipment

ABN: 54 080 084 260

Unit 5 / 175-179 James Ruse Drive  
Rosehill NSW 2142  
**[www.scotsice.com.au](http://www.scotsice.com.au)**

an Australian Ali Group Partner



The Spirit of Excellence