

# SCOTSMAN

ICE EXPRESS SYSTEM

ICS - 1

ICS - 2

ICS - 3

## VOLUME STORAGE – AMPLE ICE RESERVE

- ICS-1 – Holds up to 500 lbs. of ice
- ICS-2 – Holds up to 1200 lbs. of ice
- ICS-3 – Holds up to 1700 lbs. of ice
- All models available with all stainless steel construction with polyethylene ice carts.
- Moves large quantities of ice safely and quickly to where it's needed.
- Eliminates carrying of ice buckets or scooping ice into carts.
- Ice flow from bottom of bin means “first ice in, first ice out” for fresher, cleaner delivered ice.  
Continuous ice turn over eliminates stale ice
- NSF approved construction

**WARRANTY** See Dealer for complete warranty details .

- 5 years parts and labor on all components.

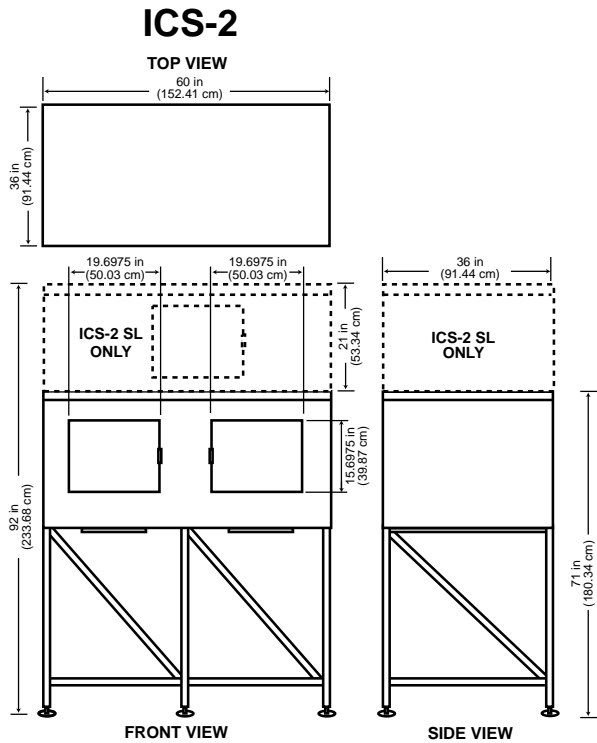
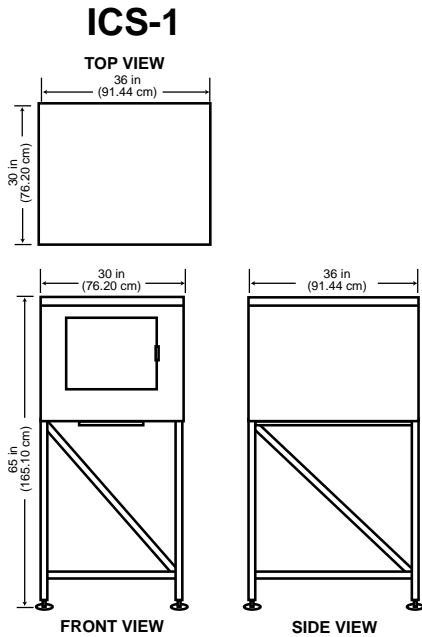


CERTIFIED  
**ISO**  
9001:2000



 **Scotsman**<sup>®</sup>

# Bin Specifications



**NOTE: Bin tops cut to match ice machine.**  
Specify ice machine model when order is placed.

Drain requires a 1" drain fitting

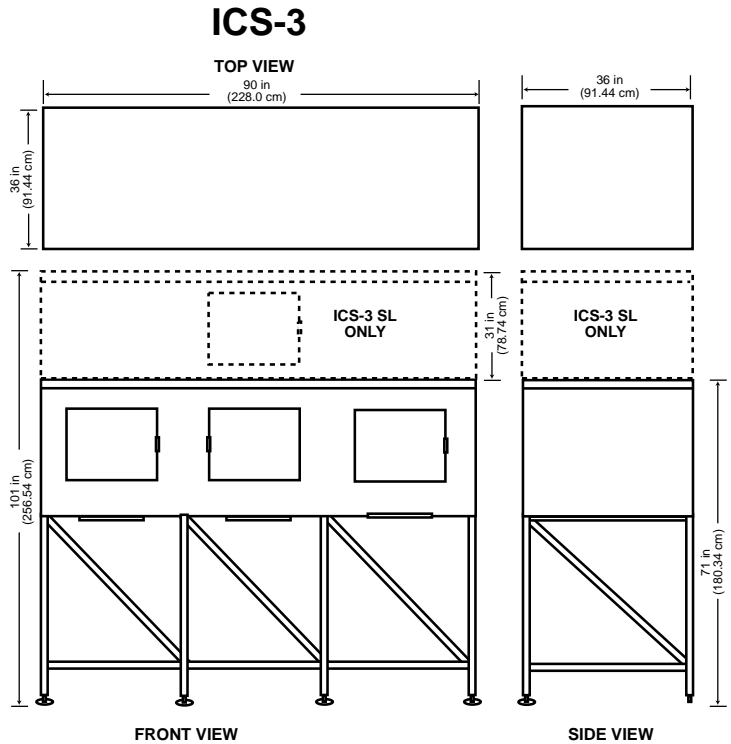
**NOTE: Allow 6" minimum space at back for ice machine ventilation and utility connections.**

SCOTSMAN MODULAR BIN					
Model Number	Description	Dimensions w/legs	Application Capacity lb. /kg.	Finish*	Ship Weight lb. /kg.
ICS-1	Ice Cart & Storage System - Single Bay	30" x 36" x 65"	500/227	SS	400/181
ICS-2	Ice Cart & Storage System - Twin Bay	60" x 36" x 71"	1200/544	SS	840/381
ICS-2-SL	Ice Cart & Storage System - Twin Bay with Expansion Sleeve	60" x 36" x 92"	1700/771	SS	1000/453
ICS-3	Ice Cart & Storage System - Triple Bay	90" x 36" x 71"	1800/817	SS	1200/454
ICS-3-SL	Ice Cart & Storage System - Triple Bay with Expansion Sleeve	90" x 36" x 101"	2900/1315	SS	1470/667

\*SS - All Stainless Steel

Options	Description	Dimensions W"x D x H"	Application Capacity** lb. /kg.	Ship Weight lb. /kg.
ICS-SS	Replacement Cart - Stainless Steel	24" x 30" x 38"	250/113	125/57
ICS-CP	Replacement Cart - Polyethylene	22" x 30" x 38"	250/113	100/45
ICS-TOTE	Ice-Totes-Set of 6	Fits in Cart	N/A	25/11

\*\*ARI storage capacity for bins is based on 80% of total volume in cubic feet x 30 lb./ft.<sup>3</sup> average density of ice.  
Application capacity for bins is based on 90% of total volume in cubic feet x 34 lb./ft.<sup>3</sup> average density of ice.



Scotsman's ice machines and bins are not designed for outdoor installations. Scotsman remote condensers are designed for outdoor installations.

Machine requires voltage indicated on rating name plate. Failures caused by improper voltage are not considered factory defects. Extended periods of operation at temperatures exceeding limitations constitutes misuse under the terms of Scotsman Manufacturer's Limited Warranty, resulting in a loss of warranty coverage. Specifications and design are subject to change without notice.

**YOU'LL VALUE THE DIFFERENCE™**

775 Corporate Woods Parkway • Vernon Hills, IL 60061 • 1-800-SCOTSMAN • Fax: (847) 913-9844  
Visit our website at: [www.scotsman-ice.com](http://www.scotsman-ice.com) • E-mail: [customer.service@scotsman-ice.com](mailto:customer.service@scotsman-ice.com)

