


AF SERIES and MF 22-30


Drive Motor Removal Procedures



Unscrew the
three screws
securing the
plastic cover.

AF SERIES and MF 22-30


Drive Motor Removal Procedures



Remove the
plastic cover.

AF SERIES and MF 22-30


Drive Motor Removal Procedures



Unloose the
four screws
and

AF SERIES and MF 22-30

Drive Motor Removal Procedures



.....take off the entire plastic cover with Hall effect sensor.

AF SERIES and MF 22-30

Drive Motor Removal Procedures



Unloose the
screw securing
the rotating
mechanism.

AF SERIES and MF 22-30

Drive Motor Removal Procedures

With the help of two screwdrivers rise up the Drive Motor Cover...



AF SERIES and MF 22-30


Drive Motor Removal Procedures

...and remove it from the stator.



AF SERIES and MF 22-30


Drive Motor Removal Procedures



With the help
of two
screwdrivers
rise up the
stator from the
upper side of
the gear case
cover till....

AF SERIES and MF 22-30


Drive Motor Removal Procedures



.....stator and
rotor are out
from the
bottom base.

AF SERIES and MF 22-30

Drive Motor Removal Procedures



Rise up the
entire rotor
with its own
upper fan
blade.....

AF SERIES and MF 22-30

Drive Motor Removal Procedures



.....then remove
the stator from
upper side of
gear case.